

**INTRODUCTION**

The Universal Indicator **N1040i** combines, in one compact and convenient 1/16 DIN enclosure, a high precision microprocessor based analog circuit with a very simple configuration interface to monitor a wide range of analog variables.

This low cost tough versatile indicator is compatible with most common thermocouples, Pt100 RTD and linear as 4 to 20 mA and mV.

With an intuitive interface to program range and decimal point through the keypad, **N1040i** allows inexperienced instrumentation operators easy installation and start up for most processes.

Optionally **N1040i** has two alarm relays with 6 programmable functions and auxiliary power supply for external signal conditioners.

**FEATURES AND SPECIFICATIONS**

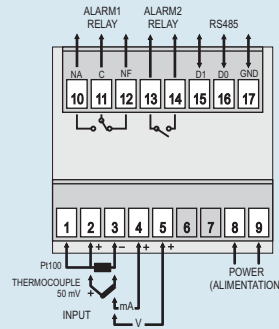
- Thermocouple inputs J, K, T, N, R, S, B, E, RTD Pt100 and linear 0-20 mA, 4-20 mA, 0-50 mV, 0-5V e 0-10V in one model.
- Input adjustable Offset allows small indication corrections
- Analog input signal retransmission over 0-20 mA or 4-20 mA
- Up to 2 programmable alarms outputs
- Up to 2 relay outputs, SPDT and SPST-NO
- Alarm Functions: minimum, maximum, differential, minimum differential, maximum differential and sensor break.
- Features Initial alarm blocking function
- Flash alarm function alerts operator to condition while in alarm state.
- Sensor failure detection
- Simple configuration and operation interface
- Password parameters protection
- Display accessible electronic serial number
- Silicone rubber keypad
- Factory calibration parameters recovery
- Universal switching power supply ensures high precision even under mains voltage oscillations
- Optional auxiliary 24 Vdc power supply to connect field transmitters
- Optional RS485 interface
- Power Supply:
  - 100 to 240 Vac ( $\pm 10\%$ ), 50/60 Hz
  - 48 to 240 Vdc ( $\pm 10\%$ )
- Maximum power consumption: 6 VA
- Dimensions: 48 x 48 x 80 mm
- Approximate Weight: 75 g
- Environmental Conditions
  - Operation Temperature: 0 to 50 °C
  - Relative Humidity: 80% a 30 °C
  - For temperatures above 30 °C, reduce 3 % per °C
- Indoor use: Installation Category II, Pollution Degree 2; altitude < 2000 meters
- Input: According to Table 01
- Internal Resolution: 32767 levels (15 bits)
- Display Resolution: 12000 levels (de -1999 to 9999)
- Input reading rate: up 55 per second
- Precision:
  - Thermocouples J, K, T, E: 0.25 % of the span 1°C
  - Thermocouples N, R, S, B: 0.25 % of the span 3°C
  - Pt100: 0.2 % of the span
  - 4-20 mA, 0-50 mV, 0-5V, 0-10V: 0.2 % of the span
- Input impedance:
  - Pt100, thermocouples, 0-50 mV > 10 M $\Omega$
  - 0-5V, 0-10V > 500 k $\Omega$
  - 4-20 mA: 100  $\Omega$
- Measuring of the Pt100: 3 wire type, (=0.00385)
- With compensation of the cable length, max 50 meters, excitation current of 0.170 mA.
- Output Alarm1: Relay SPDT; 240Vac / 30Vdc / 3 A
- Output Alarm2: Relay SPST-NA; 240Vac / 30Vdc / 1.5 A
- Retransmission of PV: 0-20 mA / 4-20 mA / 500  $\Omega$  máx. / 12 000 levels
- 24 VDC Source: 24 Vdc (5%) / 20 mA max.
- Case: IP65, Polycarbonate (PC) UL94V-2
- Back Panel: IP30, ABS+PC UL94V-0
- Adequate connections for terminals of the clamp type
- Starts operation after 3 seconds connected to the power supply
- Certifications: CE, UL

SUPPORTED SENSORS AND MAXIMUM RANGES

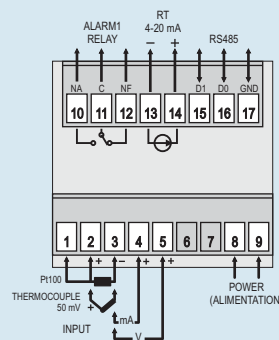
TYPE	CODE	RANGE OF MEASUREMENT
J	tc J	Range: -110 to 950 °C (-166 to 1742 °F)
K	tc K	Range: -150 to 1370 °C (-238 to 2498 °F)
T	tc t	Range: -160 to 400 °C (-256 to 752 °F)
N	tc n	Range: -270 to 1300 °C (-454 to 2372 °F)
R	tc r	Range: -50 to 1760 °C (-58 to 3200 °F)
S	tc S	Range: -50 to 1760 °C (-58 to 3200 °F)
B	tc b	Range: 400 to 1800 °C (752 to 3272 °F)
E	tc E	Range: -90 to 730 °C (-130 to 1346 °F)
Pt 100	Pt	Range: -200 to 850 °C (-328 to 1562 °F)
0-20 mA	L0.20	Analog Linear Signal Indication programmable from -1999 to 9999.
4-20 mA	L4.20	
0-50 mV	L0.50	
0-5 Vdc	L0.5	
0-10 Vdc	L0.10	
4-20mA NON LINEAR	Ln J	Non Linear Analog Signal Indication range according to the associated sensor.
	Ln K	
	Ln t	
	Ln n	
	Ln r	
	Ln S	
	Ln b	
	Ln E	
LnPt		

Table1

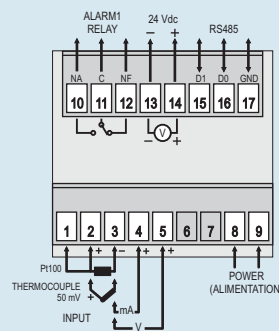
ELECTRICAL CONNECTIONS



Model: N1040i-RR  
N1040i-RR-485



Model: N1040i-RA  
N1040i-RA-485



Model: N1040i-RE  
N1040i-RE-485

HOW TO SPECIFY

Model	Description
N1040i-RR	Model with two alarm outputs
N1040i-RA	Model with one alarm output and one output for the retransmission of PV
N1040i-RE	Model with one alarm output and one auxiliary 24 VDC voltage source
N1040i-RR-485	Model with two alarm outputs and serial communication RS485
N1040i-RA-485	Model with expansion one alarm output, one output for the retransmission of PV and serial communication RS485
N1040i-RE-485	Model with one alarm output, one auxiliary 24 VDC voltage source and serial communication Rs485